

WESTERN BOONE SCHOOLS
GENERAL FUND - 2016

GENERAL FUND (Fund 10)

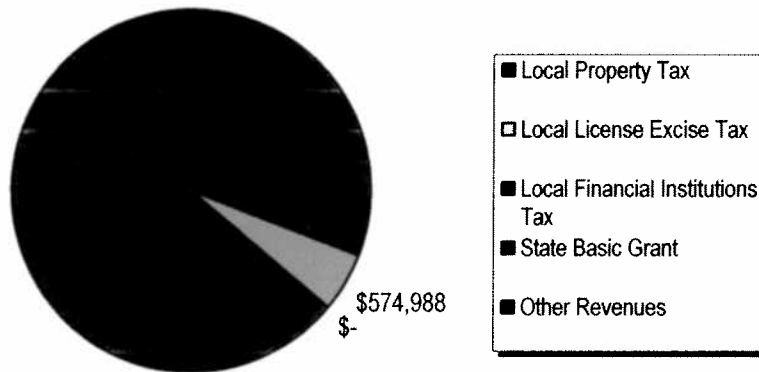
DESCRIPTION: Used for ongoing operating expenses, salaries, employee benefits, supplies, utilities, insurance, maintenance & repairs, purchased services, legal

- HIGHLIGHTS:**
- * Funding will be totally from State Sources and Other Revenues - No Local Property Received in the General Fund
 - * State allowing a total of \$346,832 General Fund Utilities to be paid in the Capital Projects Fund
 - * Developmental Pre-School included in General Fund
 - * General - Pre-School Program - Totally Self Funded

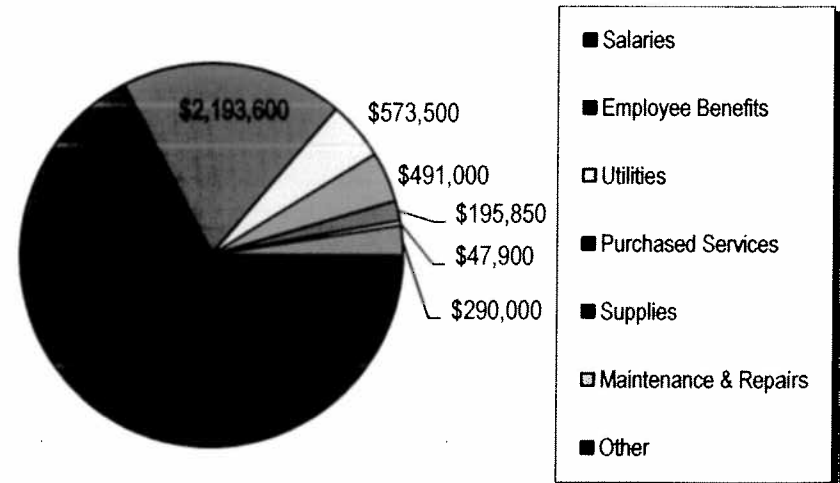
2016 GENERAL FUND ESTIMATED REVENUES			
Local Revenue Sources	Local Property Tax	\$ -	0.0%
	Local License Excise Tax	\$ -	0.0%
	Local Financial Institutions T	\$ -	0.0%
State Revenue Sources	State Basic Grant	\$ 10,276,952	94.7%
Other Sources	Other Revenues	\$ 574,988	5.3%
TOTAL REVENUES		\$ 10,851,940	100.0%

2016 GENERAL FUND ESTIMATED EXPENDITURES		
Salaries	\$ 7,811,800	67.3%
Employee Benefits	\$ 2,193,600	18.9%
Utilities	\$ 573,500	4.9%
Purchased Services	\$ 491,000	4.2%
Supplies	\$ 195,850	1.7%
Maintenance & Repairs	\$ 47,900	0.4%
Other	\$ 290,000	2.5%
TOTAL EXPENDITURES	\$ 11,603,650	100.0%

2016 General Fund Estimated Revenue



2016 General Fund Estimated Expenditures



**WESTERN BOONE SCHOOLS
TRANSPORTATION OPERATING FUND - 2016**

TRANSPORTATION OPERATING FUND (Fund 41)

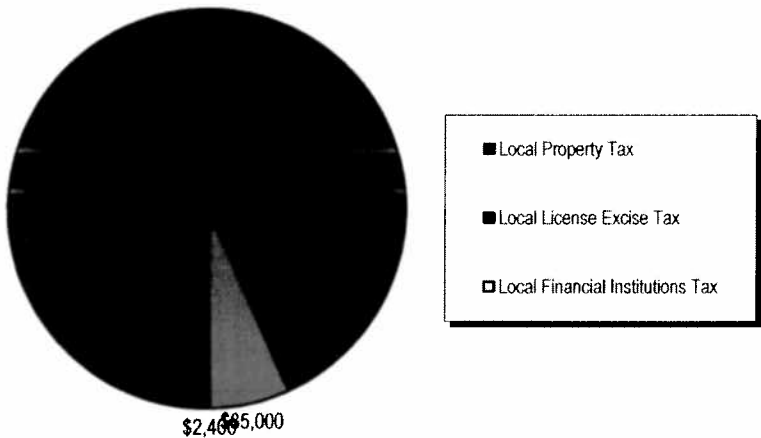
DESCRIPTION: Used for operating expenses incurred with transporting students to and from school and ECA events. Operating expenses: maintaining bus fleet which is all corporation owned: fuel, parts, supplies and transporation personnel salaries

HIGHLIGHTS: * This Fund is 100% locally funded
 * 2016 Projected Tax Rate - 0.1872 (based on no change in the AV)
 * 2015 Tax Rate is 0.1936


2016 TRANSPORTATION FUND ESTIMATED REVENUE			
Local Revenue Sources	Local Property Tax	\$ 1,196,362	93.2%
	Local License Excise Tax	\$ 85,000	6.6%
	Local Financial Institutions Tax	\$ 2,400	0.2%
State Revenue Sources	State Sources	\$ -	0.0%
Other Sources	Other Revenues	\$ -	0.0%
TOTAL REVENUES		\$ 1,283,762	100.0%

2016 TRANSPORTATION FUND ESTIMATED EXPENDITURES		
Salaries	\$ 738,000	46.6%
Employee Benefits	\$ 161,250	10.2%
Transporation Mileage/ECA/Athletic Trips	\$ 58,000	3.7%
Fuel, Supplies, Insurance	\$ 626,000	39.5%
TOTAL EXPENDITURES		\$ 1,583,250 100.0%

2016 Transportation Fund Estimated Revenue



2016 Transportation Fund Estimated Expenditures



WESTERN BOONE SCHOOLS
SCHOOL BUS REPLACEMENT FUND - 2016

SCHOOL BUS REPLACEMENT FUND (Fund 42)

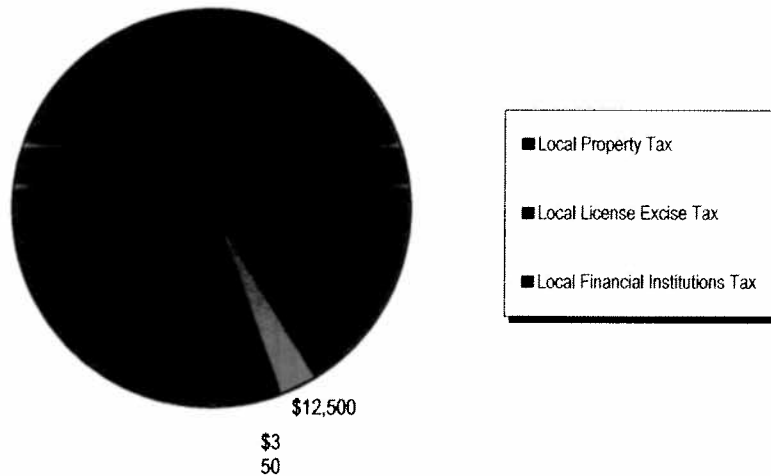
DESCRIPTION: Used to purchase school buses and special purpose vehicles to transport students to and from school and ECA and Athletic events.

- HIGHLIGHTS:**
- * This fund is 100% locally funded.
 - * No Contracted Bus Routes
 - * 2016 Projected Tax Rate - .0577 (based on no change in the AV)
 - * 2015 Tax Rate is .0299

2016 BUS REPLACEMENT FUND ESTIMATED REVENUE			
Local Revenue Sources	Local Property Tax	\$ 368,915	96.6%
	Local License Excise Tax	\$ 12,500	3.3%
	Local Financial Institutions T	\$ 350	0.1%
State Revenue Sources	State Sources	\$ -	0.0%
Other Sources	Other Revenues	\$ -	0.0%
TOTAL REVENUES		\$ 381,765	100.0%

2016 BUS REPLACEMENT FUND ESTIMATED EXPENDITURES		
2-78 Passenger Buses	\$ 260,000	61.9%
2-Special Purpose Buses	\$ 160,000	38.1%
TOTAL EXPENDITURES		\$ 420,000 100.0%

2016 Bus Replacement Fund Estimated Revenue



2016 Bus Replacement Fund Estimated Expenditures

